

---

# Using Your PSAT/NMSQT® Scores to Increase College Readiness

PSAT/NMSQT®

CollegeBoard / NATIONAL MERIT  
SCHOLARSHIP CORPORATION

---

# Instruction for Using This Lesson

---

More than ever before, the PSAT/NMSQT® supports students on their path to college readiness.

Like all of the assessments in the SAT® Suite, the PSAT/NMQT offers scores and reports that provide insightful information about individual student performance on the assessment, including a predicted SAT score and their progress toward the college readiness benchmarks.

The purpose of this lesson is to support educators as they review PSAT/NMSQT scores and reports with students.

- The lesson can be used with your students in a **computer lab**, leading them through the **online reports** and resources available to students when they log in to their College Board account.
- The lesson also takes the students through their **paper score report** step by step, explaining each section of the report and the scores students receive.
- In addition, this lesson shares **college planning resources** with students to help them investigate colleges, majors, and their own interests on the path to college readiness.

# Instruction for Using This Lesson

- The lesson is divided into sections,
  - Section one:** the online reporting portal
  - Section two:** the paper score report
  - Section three:** additional college planning resources
- Some information in each of these sections is repeated to allow the flexibility to review only the online portion or only the paper score report.
- Use this table to tailor the lesson as needed:

| Lesson includes:   | Use slides: | Reduce notes for slides:  | Approximate Time Required |
|--|-------------|---|---------------------------|
| <b>Both online reporting portal and paper score report</b> | 3–36        | 20 (repeats notes for slide 10 and 11)<br>21 (repeats notes for slide 13)<br>22 (repeats notes for slide 11)<br>25 (repeats notes for slide 15) | 70 minutes                |
| <b>Online reporting portal only</b>                        | 3–18, 26–36 | None  | 40 minutes                |
| <b>Paper score report only</b>                             | 1–4, 19–36  | None  | 25 minutes                |

# Using Your PSAT/NMSQT® Scores to Increase College Readiness



PSAT/NMSQT®

CollegeBoard / NATIONAL MERIT SCHOLARSHIP CORPORATION

# Get to Know the PSAT/NMSQT®



- The PSAT/NMSQT is highly relevant to your future success because it focuses on the skills and knowledge at the heart of your education. It measures:
  - What you learn in high school
  - What you need to succeed in college
- The PSAT/NMSQT measures reading, writing and language, and math skills developed over many years.
- The PSAT/NMSQT does not ask for facts from literature, history, or science, or for recall of math formulas, because it measures your reasoning and critical thinking skills.
- You don't have to discover secret tricks or cram the night before.
- There is no penalty for guessing.
- The test length is 2 hours, 45 minutes.

# What Are the Benefits of Taking the PSAT/NMSQT®?



- Prepare for the SAT®
- Get free, personalized Official SAT Practice on Khan Academy®
- Start getting ready for college with college and career planning tools
- Enter the National Merit® Scholarship Program
- See which AP® courses for which you might be ready
- Get admission and financial aid information from colleges

---

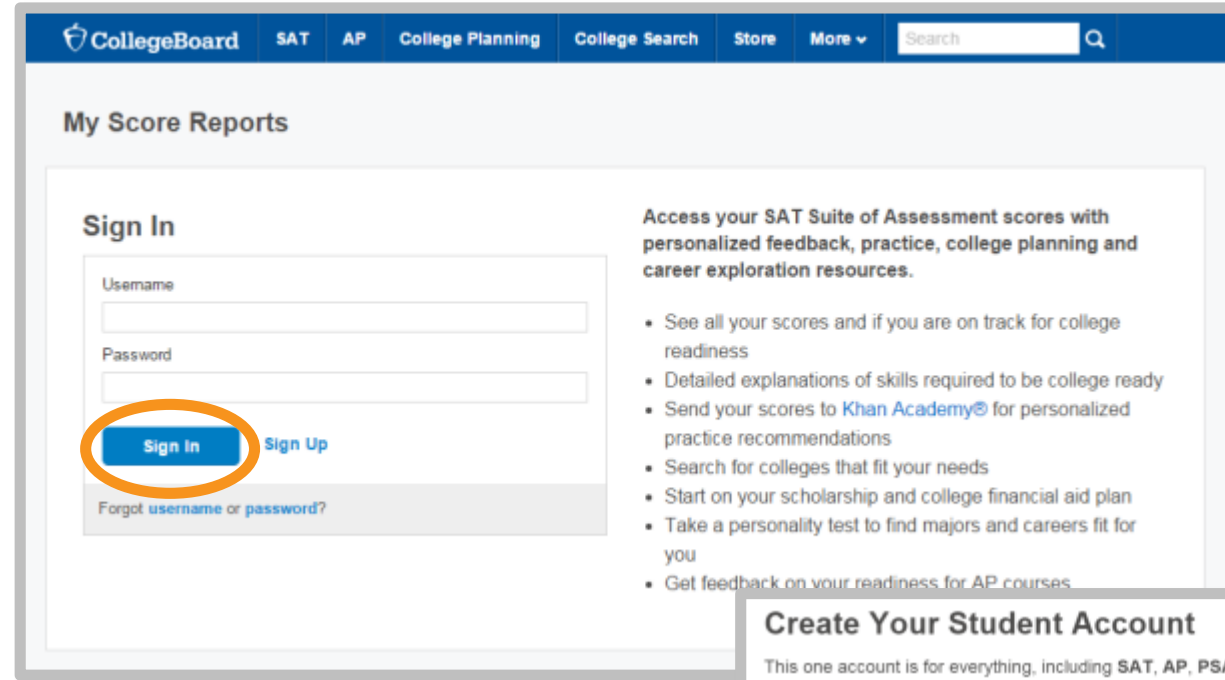
# How Do I Access My PSAT/NMSQT® Scores and Reports?

1. Review your online reports.
2. Review your paper score report.



# How Do I Access My Online PSAT/NMSQT® Scores and Reports?

Log in to an existing College Board account or create a new one at [studentscores.collegeboard.org](https://studentscores.collegeboard.org).



CollegeBoard SAT AP College Planning College Search Store More Search

## My Score Reports

### Sign In

Username

Password

**Sign In** Sign Up

[Forgot username or password?](#)

Access your SAT Suite of Assessment scores with personalized feedback, practice, college planning and career exploration resources.

- See all your scores and if you are on track for college readiness
- Detailed explanations of skills required to be college ready
- Send your scores to [Khan Academy](#) for personalized practice recommendations
- Search for colleges that fit your needs
- Start on your scholarship and college financial aid plan
- Take a personality test to find majors and careers fit for you
- Get feedback on your readiness for AP courses



## Create Your Student Account

This one account is for everything, including SAT, AP, PSAT/NMSQT, CLEP, and BigFuture activities, so provide complete and accurate information.

\* = Required

### General Student Information

First (given) name: \*

Middle initial:

Last name (surname): \*



# How Do I Access My Online PSAT/NMSQT® Scores and Reports? (cont.)

1. Log in to your account.
2. Select PSAT/NMSQT Scores.  
\*OR\*
3. Use “Missing Scores” to locate scores.

The image shows two overlapping screenshots of the CollegeBoard website. The top screenshot displays the 'My Score Reports' page with a sign-in form and a list of benefits. The bottom screenshot shows a user's score report for the PSAT/NMSQT Fall 2015 exam, with a 'Missing Scores' button circled in orange and an arrow pointing to it from the text below.

**CollegeBoard** SAT AP College Planning College Search Store More Search

### My Score Reports

**Sign In**

Username

Password

[Sign In](#) [Sign Up](#)

[Forgot username or password?](#)

Access your SAT Suite of Assessment scores with personalized feedback, practice, college planning and career exploration resources.

- See all your scores and if you are on track for college readiness
- Detailed explanations of skills required to be college ready
- Send your scores to [Khan Academy](#) for personalized practice recommendations
- Search for colleges that fit your needs

Welcome, **Ima**. Here is your most recent score.

PSAT/NMSQT  
Fall 2015 11th Grade

|                           |  |                    |
|---------------------------|--|--------------------|
| <b>860</b><br>Total Score | <b>380</b><br>Evidence-Based Reading and Writing | <b>480</b><br>Math |
|---------------------------|--|--------------------|

[View Details](#)

Keep in mind, the PSAT/NMSQT and SAT are on the same scale. Your score shows you how you would have scored that day on the SAT. How well you do depends on what you do next!

[SAT Registration](#) [SAT Practice on Khan Academy®](#)  
[College Search](#) [Scholarships](#)

Missing scores? If you've taken a College Board assessment but your score does not appear on this page, click on the button below to add it to this account. Please contact Customer Service at (866) 756-7346 for assistance or if you have any questions.

[Add Missing Scores](#)

# What Will I Learn About My Scores?

The screenshot shows the CollegeBoard website interface. At the top, there is a navigation bar with links for CollegeBoard, SAT, AP, College Planning, College Search, Store, and More. A search bar is located on the right side of the navigation bar. Below the navigation bar, there is a sub-navigation bar with links for My Score Reports, AP Potential, Popular Tools, and End Demo. The main content area features a welcome message: "Welcome, Ima. Here is your most recent score." Below this, the score report is displayed for a PSAT/NMSQT taken in Fall 2015, for a 11th Grade student. The total score is 860. The scores for Evidence-Based Reading and Writing are 380, and for Math are 480. A "View Details" button is located below the total score. To the right of the score report, there are four recommended actions: SAT Registration, SAT Practice on Khan Academy®, College Search, and Scholarships, each with a right-pointing arrow.

CollegeBoard SAT AP College Planning College Search Store More

My Score Reports AP Potential Popular Tools End Demo HELP

Welcome, Ima. Here is your most recent score.

PSAT/NMSQT  
Fall 2015 11th Grade

**860**  
Total Score

**380**  
Evidence-Based Reading and Writing

**480**  
Math

[View Details](#)

Keep in mind, the PSAT/NMSQT and SAT are on the same scale. Your score shows you how you would have scored that day on the SAT. How well you do depends on what you do next!

SAT Registration >

SAT Practice on Khan Academy® >

College Search >

Scholarships >

# How Do I See My Detailed Scores?

## Score Report for PSAT/NMSQT Fall 2015

[Download Report](#)

[Report Details](#) [Test Questions](#) [Skills Insight](#) [NMSC Selection Index](#)

### Your Total Score

**860** | 320 to 1520

[My Score Range: 820-900](#)

Keep in mind, the PSAT/NMSQT and SAT are on the same scale.

Your score shows you how you would have scored that day on the SAT. How well you do depends on what you do next!

### Your Evidence-Based Reading and Writing Score

**380** | 160 to 760

[My Score Range: 350-410](#)

**11th Grade PSAT/NMSQT** | **12th Grade SAT**

**! Your scores indicate you need to strengthen your college readiness skills.**

Let's get you on track, so you won't have to take noncredit courses in college. Choose to share your scores on [Khan Academy®](#) to receive free, personalized practice recommendations.

### Your Math Score

**480** | 160 to 760

[My Score Range: 450-510](#)

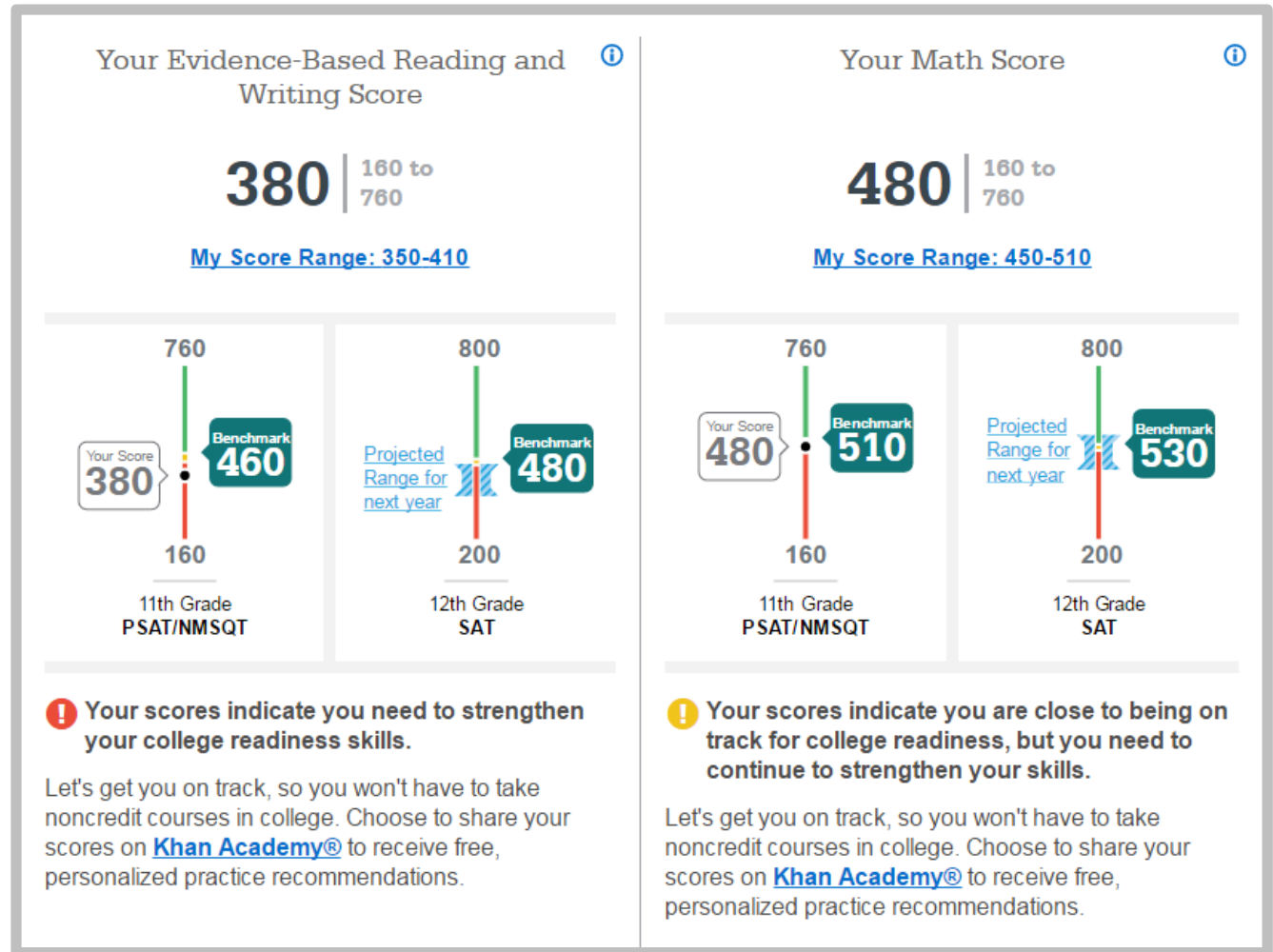
**11th Grade PSAT/NMSQT** | **12th Grade SAT**

**! Your scores indicate you are close to being on track for college readiness, but you need to continue to strengthen your skills.**

Let's get you on track, so you won't have to take noncredit courses in college. Choose to share your scores on [Khan Academy®](#) to receive free, personalized practice recommendations.

# How Will I Do on the SAT®?

The predicted SAT score is an initial projection based on current SAT data and concordance.



# How Did My Score Measure Against the Benchmarks?

Section, test, and subscores all report scores in performance zones that indicate whether you are on track for meeting the college readiness benchmarks on the SAT®.

## Section scores

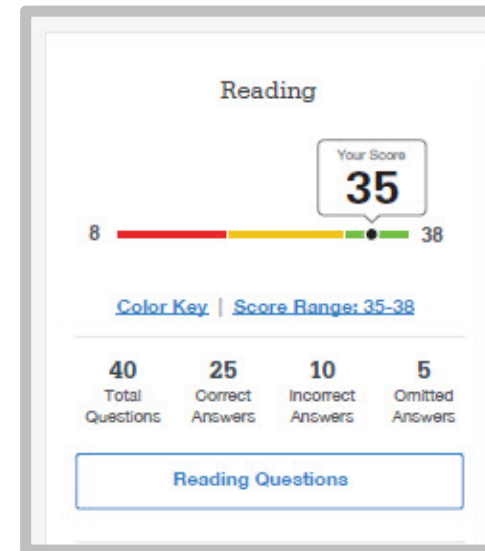
**Need to Strengthen Skills** = below grade-level benchmark by more than one year

**Approaching Benchmark** = below grade-level benchmark by one year or less

**Meets or Exceeds Benchmark** = at or above grade-level benchmark

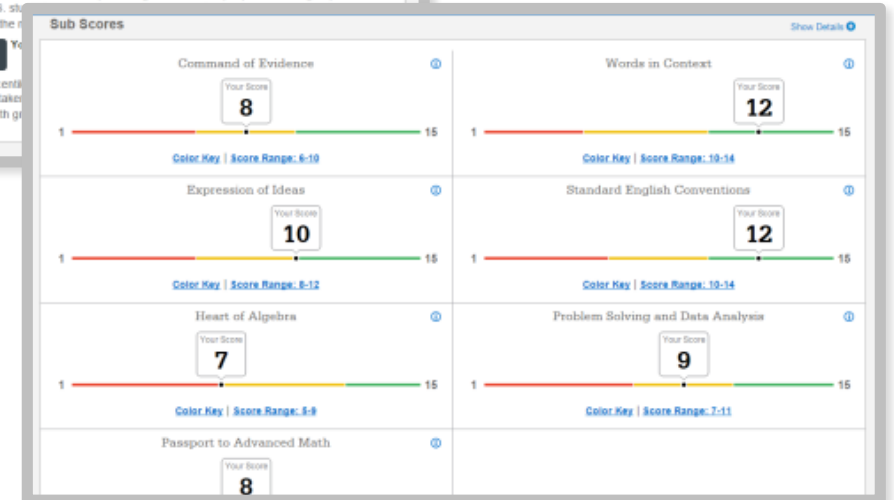
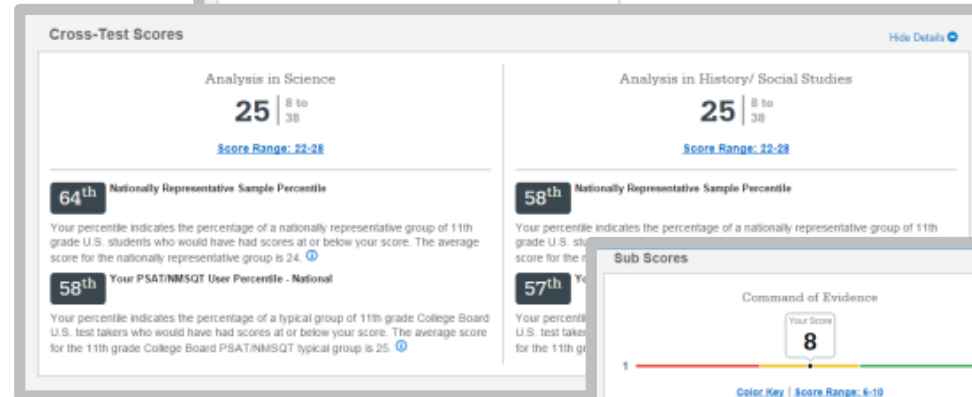
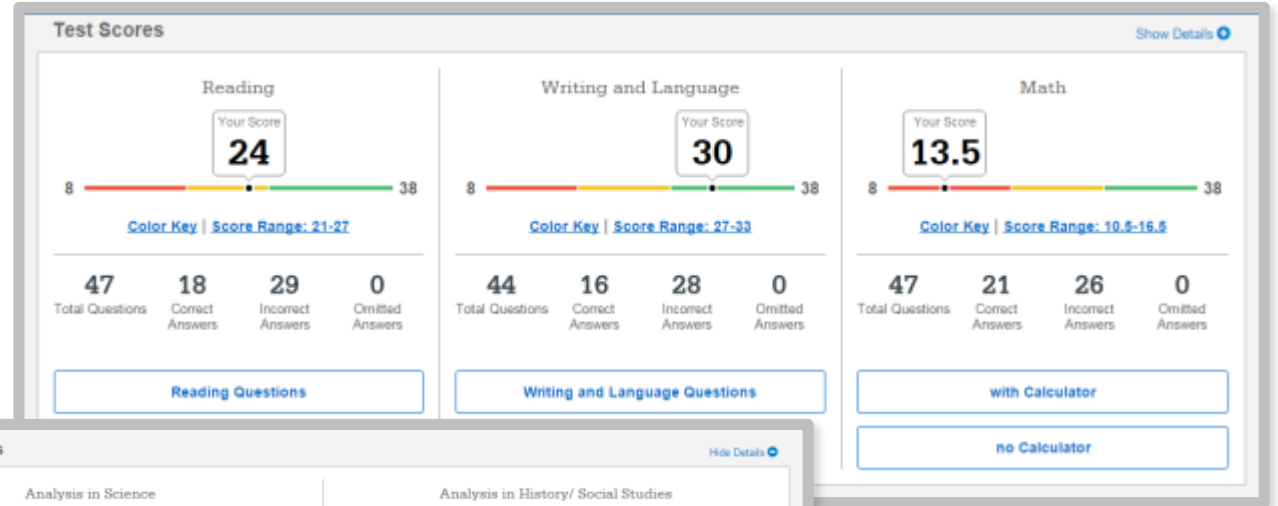
## Test scores and subscores

Red, yellow, and green ranges reflect areas of strengths and weaknesses compared to the typical performance of students



# What Do My Scores Tell Me?

Test scores, cross-test scores, and subscores give students insightful information about their strengths and areas for improvement.



# How Can I Improve My Academic Skills?

Skills Insight™ informs you about what you are already likely able to do, and how you can improve your skills.

SAA Hand Rescore

Score Report for PSAT/NMSQT, Fall 2015 Skills Insight ▾

Download Report

Skills Insight is designed to help students gain a better understanding of how scores relate to specific academic skills. It offers descriptions of performance and insight into skills measured at each score band. It also provides actionable suggestions for improving skills that help students gain additional practice. For a deeper analysis and personalized practice recommendations, link your score to the free official SAT practice on Khan Academy®.

Free, personalized practice for the SAT at Khan Academy >

| Reading   | Writing & Language  | Math   |
|---|---|--|
| <p><b>31</b><br/>8 to 38</p> <p>Your Score</p> <p>Reading Questions</p> | <p><b>Your score indicates that you are already likely able to:</b></p> <ul style="list-style-type: none"><li>Revise text as needed to improve the exactness or content appropriateness of word choices within somewhat challenging texts</li><li>Retain or add information or ideas to a piece of a text to support claims or points in somewhat challenging text</li><li>Revise somewhat challenging text to ensure that information is presented in the most logical order</li><li>Revise text as needed to improve the exactness or content appropriateness of word choices within somewhat challenging texts</li><li>Retain or add information or ideas to a piece of a text to support claims or points in somewhat challenging text</li><li>Revise somewhat challenging text to ensure that information is presented in the most logical order</li><li>Revise text as needed to improve the exactness or content appropriateness of word choices within somewhat challenging texts</li></ul> | <p><b>Improve your skills by focusing on:</b></p> <ul style="list-style-type: none"><li>Retain or add information or ideas to a piece of text to support claims or points in challenging text</li><li>Use a variety of sentence structures to accomplish a rhetorical purposes such as persuading an audience</li><li>Revise text as needed to improve the exactness or content appropriateness of word choices within challenging texts</li><li>Retain or add information or ideas to a piece of text to support claims or points in challenging text</li><li>Use a variety of sentence structures to accomplish a rhetorical purposes such as persuading an audience</li><li>Revise text as needed to improve the exactness or content appropriateness of word choices within challenging texts</li><li>Retain or add information or ideas to a piece of text to support claims or points in challenging text</li><li>Use a variety of sentence structures to accomplish a rhetorical purposes such as persuading an audience</li><li>Revise text as needed to improve the exactness or content appropriateness of word choices within challenging texts</li></ul> |

# What Can I Learn from My Answers?

See the actual questions, answer choices, and the answer selected.

Look at the online score report and consider the following:

- Identify the questions answered incorrectly.
- Find the correct answer and read the answer explanation.
- Explain why the error was made.
- Ask questions about answer explanations that are not clear.

The screenshot shows a student's score report for a reading question. The interface includes a navigation bar with 'My Scores Reports', 'Full Report', 'AP Potential', and 'Profile Tools'. Below the navigation bar, there are links for 'BACK TO TEST QUESTIONS' and 'Reading: Question 20'. The question text states: 'Questions 20–24 are based on the following passages. Passage 1 is adapted from Susan Milner, "A Different Kind of Smart," 2007, by Science News. Passage 2 is adapted from "Mind of the Raven: Investigations and Adventures with Wolf-Birds," 2007.' The question asks: 'One difference between the experiments described in the two passages is that unlike the researchers discussed in Passage 1, the author of Passage 2:'. The answer choices are: A. presented the birds with a problem to solve. B. intentionally made the birds aware of his presence. C. consciously manipulated the birds' surroundings. D. tested the birds' tool-using abilities. The student selected answer A, but the correct answer is B. The explanation for choice B states: 'Choice B is the best answer. The researchers described in Passage 1 "hid behind a blind" (Passage 1, line 46) to avoid being seen by the crows. The author of Passage 2, on the other hand, made no attempt to conceal his presence; in fact, as he describes it, he "let" the ravens in his study on "walks" (Passage 2, lines 1–3), during which he "touched specific objects" (Passage 2, line 4) and then watched to see whether the birds touched the same objects. The author of Passage 2 notes that the ravens "soon became more independent" (Passage 2, line 9), giving their own way rather than continuing to follow the author. From this it is clear that the author of Passage 2, unlike the researchers described in Passage 1, intentionally made the birds aware of his presence.' The explanation for choice A states: 'Choice A is not the best answer because while a case could be made that the author of Passage 2 gave the ravens a problem to solve (which new objects are best to touch), the researchers described in Passage 1 presented the crows with a problem as well: how to extract meat from a log. Thus, presenting birds with a problem to solve was not a difference between the experiments.' The explanation for choice C states: 'Choice C is not the best answer because both the researchers described in Passage 1 and the author of Passage 2 consciously manipulated the birds' surroundings. The crows researchers placed meat pieces in a log and a pendulum giant behind the log (see Passage 1, lines 16–18). The author of Passage 2 put unfamiliar objects on a path for the ravens to find (see Passage 2, lines 14–15). Thus, conscious manipulation of the birds' surroundings was not a difference between the experiments.' The explanation for choice D states: 'Choice D is not the best answer because there is no evidence that the author of Passage 2 tested the ravens' tool-using abilities. The passage instead indicates that the author recorded observations about the birds' interactions with objects naturally occurring in an artificially introduced into the environment.' The question difficulty is listed as 'EASY'.



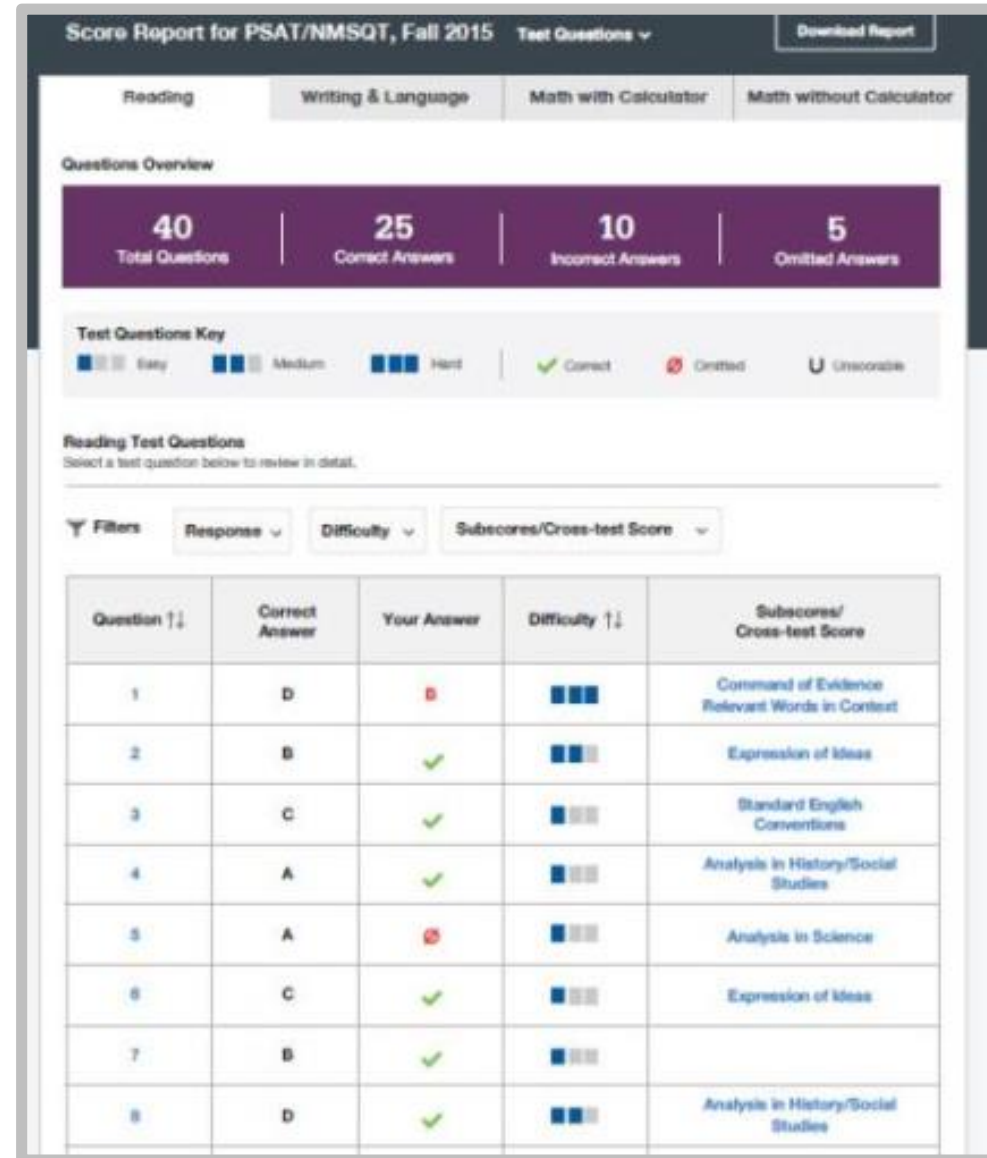
# What Can I Learn from My Answers?

(cont.)

Check the level of difficulty of each question and the related subscores and cross-test scores.

Look at the types of questions answered incorrectly and skipped and consider the following:

- Identify the level of difficulty. How many questions did I miss at each level?
- Was I more likely to skip questions associated with any subscore or cross-test score?
- What inferences can I make about areas for improvement based on the types of questions I missed and skipped?



# What Is My AP Potential™?

AP Potential uses scores from the PSAT/NMSQT® to provide predictions for 21 AP® Exams.

- College Board research shows that students who score a 3 or higher on an AP Exam typically experience greater academic success in college and are more likely to earn a college degree on time than non-AP students.

**AP Potential and Coursework**

**What is AP?**  
Advanced Placement is a College Board program that enables students to pursue college-level studies - with the opportunity to earn college credit, advanced placement or both - while still in high school. The program offers courses in more than 30 subjects. For a full list of courses, click here. If you've taken a College Board assessment in 9th grade or higher, see below for a list of AP courses that you are likely to succeed in. If you've taken an assessment in 9th grade or higher but don't see any AP courses listed below, click here to link the scores to this account or contact Customer Service at (866)756-7546 for assistance and questions.

**High School Core Coursework**  
Colleges have different high school course requirements, but all expect you to take classes that challenge your skills. Try to take a core course load of 4 years of English and at least 3 years of Math, Science, and Social Studies. As you work towards your high school diploma, you should consider taking courses that align with your future career interest and college major, which may require more than the standard core course load. You may also want to think about taking Advanced Placement courses in your later years of high school.

[View all AP Courses](#)

**AP Potential Key**

**Potential**  
Your scores show that you have the potential for success in this course. Speak with your teachers or school counselor to see if you have the appropriate prerequisite courses and find out how you can enroll.

**Some Potential**  
Your scores show that you have some potential for success in this AP course. Having interest in the course subject as well as dedication to working hard will increase your chances for success. Speak with your teachers or school counselor to see if you have the appropriate prerequisite courses and find out how you can enroll.

**Potential Not Yet Indicated**  
Your scores show that you may need more preparation and support to be successful in this course. Share your goals and interests with your teachers and school counselor, and learn which high school courses can prepare you for AP courses in the future. If you're already taking an AP course, you can still succeed through hard work and motivation. Talk to your teachers regularly so they can support you.

**AP Courses**  
Your scores on the PSAT/NMSQT can identify your potential for success in specific AP courses. Below is a list of these AP courses. The chart identifies your potential for each of these AP courses and if these AP courses are offered in your school. You may also link to see if these AP courses match your college major.

Select a Major

| Subject     | AP Potential | Your School Offers this Course | Matches Major |
|-------------|--------------|--------------------------------|---------------|
| Art History | ●●●●         |                                | ✓             |
| Biology     | ●●●○         | ✓                              |               |
| Calculus AB | ●○○○         | ✓                              |               |
| Calculus BC | ●○○○         | ✓                              | ✓             |

---

# Understanding My Paper Score Report



# What Are My Scores?

Scores for the assessments in the SAT<sup>®</sup> Suite are vertically equated.

Hi, Ima B. Student

School Name: John F. Kennedy High School, School Code: 123456  
2016, Grade: 11th Grade  
Student ID: 24068907  
Optional Code: 03  
Access Code: A02670146P


CollegeBoard / NATIONAL MERIT SCHOLARSHIP CORPORATION

## PSAT/NMSQT<sup>®</sup>


Preliminary SAT/National Merit Scholarship Qualifying Test

### Your Score Report

Get your full report online [studentscores.collegeboard.org](https://studentscores.collegeboard.org) Access Code: A02670146P

 SAT<sup>®</sup> Practice  
Connect to Khan Academy<sup>™</sup> for FREE, world-class SAT practice on satpractice.org.

 AP<sup>®</sup> and Course Work  
See which AP courses may be good matches for you.

 Register for the SAT  
Select an SAT test date, and register for it now.


### Your Evidence-Based Reading and Writing Score

# 430

160 to 760

Your Nationally Representative **31st** Sample Percentile

160 — 430 — 760  
THE BENCHMARK IS 480

 Your scores indicate you are close to being on track for college readiness, but you need to continue to strengthen your skills.

Let's get you back on track, so you won't have to take noncredit courses in college. You have free, personalized recommendations waiting for you on satpractice.org.

### Your Total Score

# 960

320 to 1520

Your Nationally Representative **51st** Sample Percentile

Keep in mind, the PSAT/NMSQT<sup>®</sup> and SAT<sup>®</sup> are on the same scale.

Your score shows you how you would have scored that day on the SAT. How well you do depends on what you do next!


### Your Math Score

# 530

160 to 760

Your Nationally Representative **69th** Sample Percentile




160 — 530 — 760  
THE BENCHMARK IS 510

 You are on track for college readiness.

Stay on track and continue your progress. Start now with your free, personalized recommendations waiting for you on satpractice.org.

**The College and Career Readiness Benchmark**

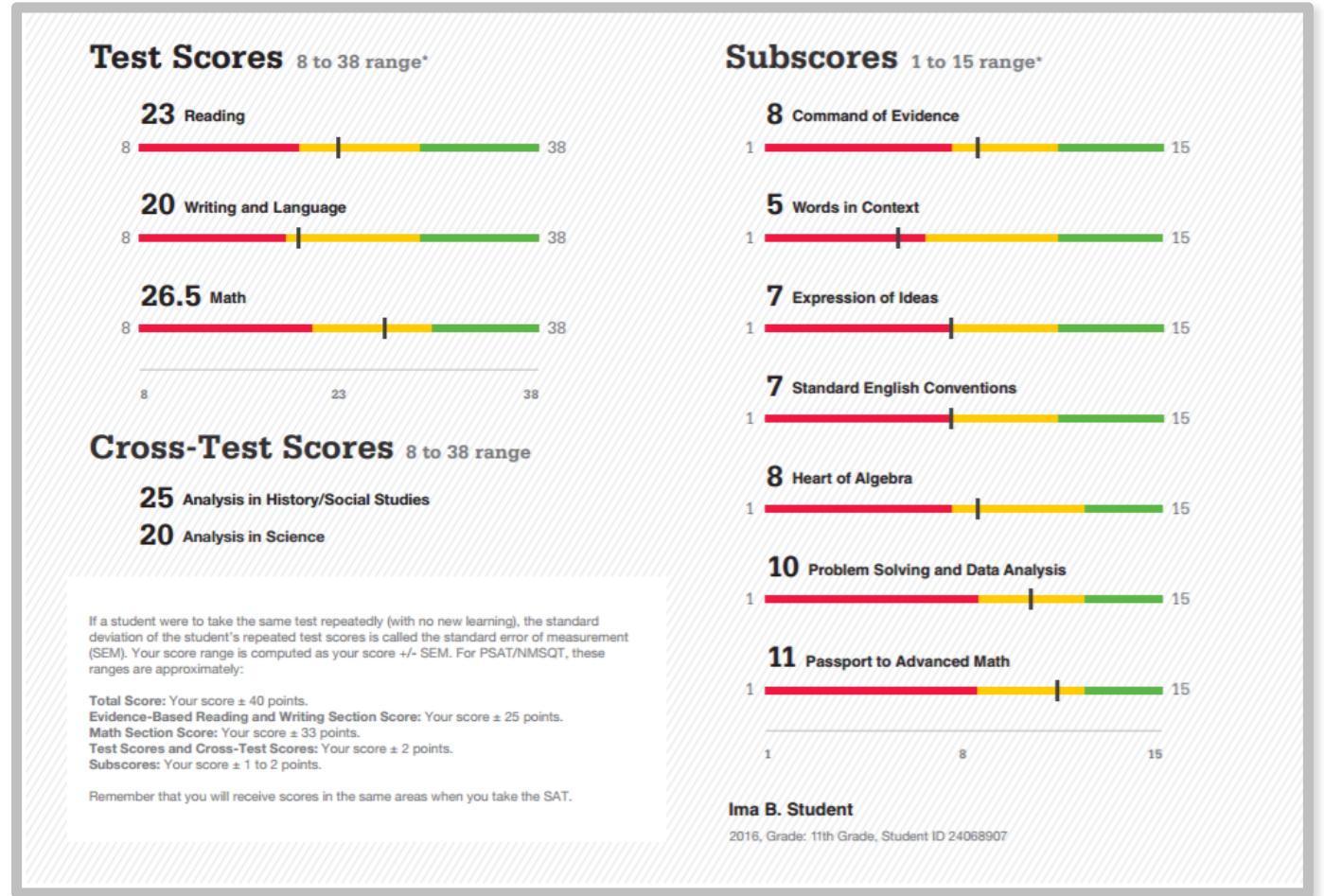
Reaching your grade-level benchmark means that you are likely on track to be ready for select first-year, credit-bearing college courses.

 Need to strengthen skills     Approaching Benchmark     Meet or exceed Benchmark

\*The red, yellow, and green ranges in the test scores and subscores reflect your areas of strengths and weaknesses, compared to the typical performance of students in your grade.

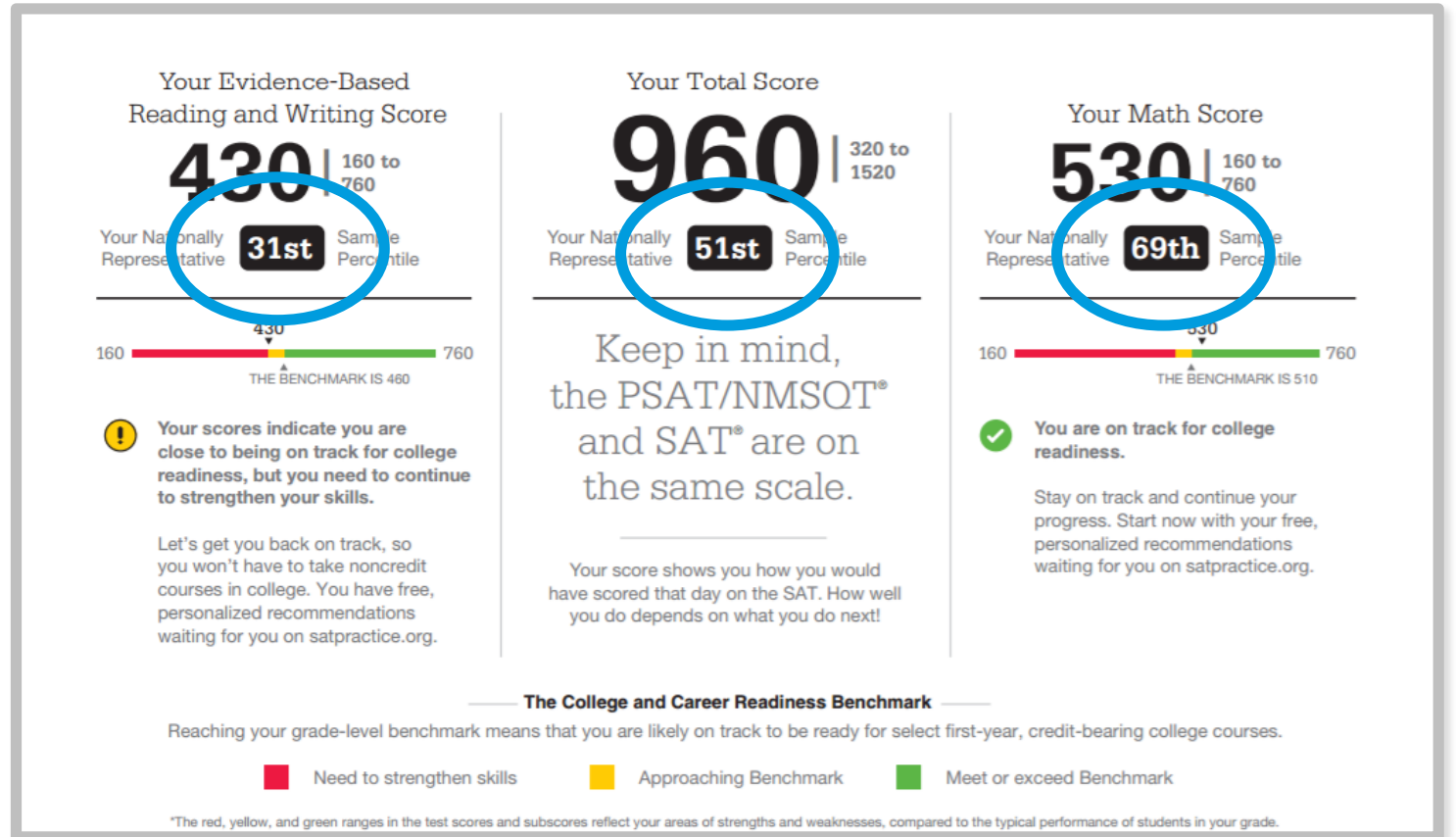
# What Are My Scores? *(cont.)*

Test scores, cross-test scores, and subscores give students insightful information about their strengths and areas for improvement.



# What Are My Score Percentiles?

Percentiles and benchmarks are provided for 10th and 11th grades on the PSAT/NMSQT®.



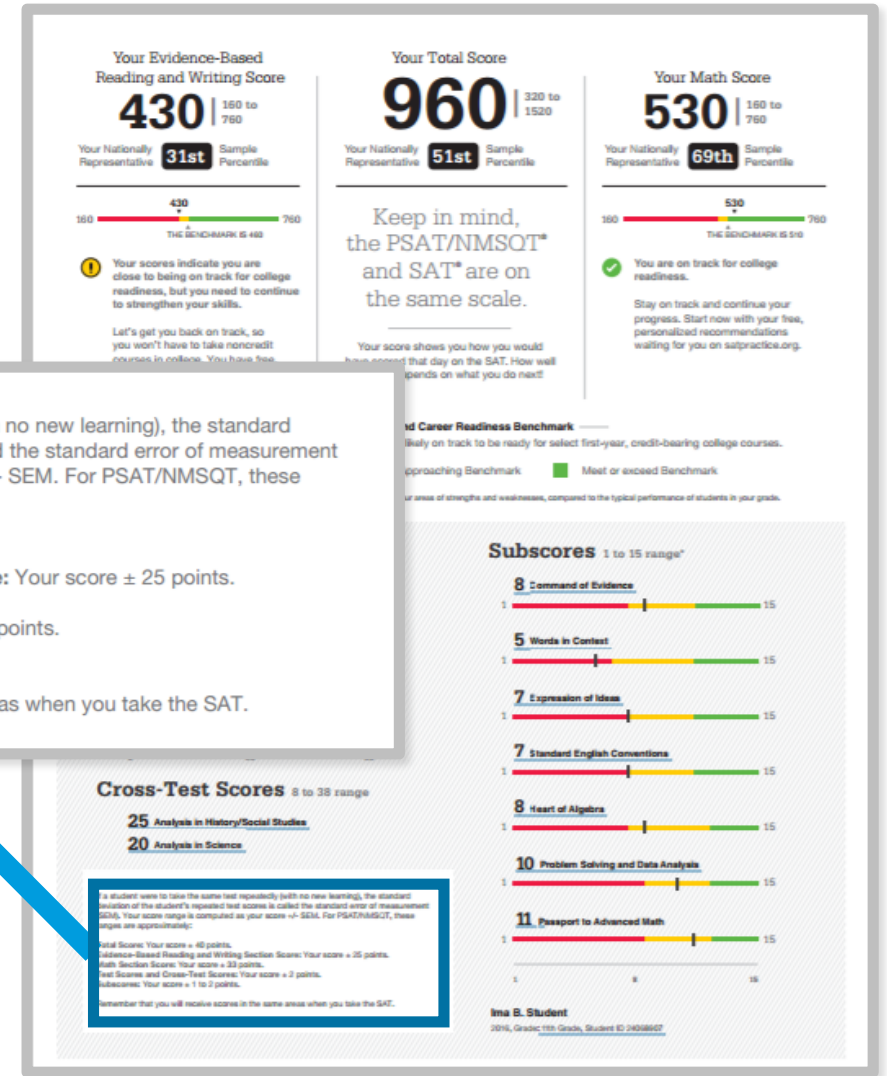
# What Are My Score Ranges?

PSAT/NMSQT® scores should be interpreted as ranges rather than singular points.


If a student were to take the same test repeatedly (with no new learning), the standard deviation of the student's repeated test scores is called the standard error of measurement (SEM). Your score range is computed as your score +/- SEM. For PSAT/NMSQT, these ranges are approximately:

- Total Score:** Your score ± 40 points.
- Evidence-Based Reading and Writing Section Score:** Your score ± 25 points.
- Math Section Score:** Your score ± 33 points.
- Test Scores and Cross-Test Scores:** Your score ± 2 points.
- Subscores:** Your score ± 1 to 2 points.

Remember that you will receive scores in the same areas when you take the SAT.



# What Is the National Merit® Scholarship Program?



## National Merit Scholarship Corporation

National Merit Scholarship Corporation (NMSC) conducts the National Merit® Scholarship Program, an academic competition for recognition and college scholarships. To designate students who qualify for recognition in its 2018 competition, NMSC will consider the 2016 PSAT/NMSQT® Selection Index scores of some 1.6 million test-takers (usually high school juniors) who meet program entry requirements. For more information, please visit: [www.nationalmerit.org](http://www.nationalmerit.org).

If any of your responses to NMSC's "Entry Requirements" questions (see right-hand column) are inaccurate or there has been a change in plans that may affect program entry, write immediately to:

**National Merit Scholarship Corporation**  
**Attn: Scholarship Administration**  
**1560 Sherman Avenue, Suite 200**  
**Evanston, IL 60201-4897**

Include your name and home address along with your high school name, address, and six-digit code number.

### Your NMSC Selection Index

# 139

NMSC uses a Selection Index based on PSAT/NMSQT scores as an initial screen of students who enter its scholarship programs. To calculate your Selection Index, double the sum of your Reading, Writing and Language, and Math Test scores.

### Eligibility Information

If your Selection Index places you among the 50,000 high scorers who qualify for National Merit Scholarship Program recognition, you will be notified next September.

### Entry Requirements

(Information you provided on your answer sheet)

High school student:  
**YES**

Year to complete high school and enroll full-time in college:  
**2018**

Years to be spent in grades 9–12:  
**4**

U.S. Citizenship:  
**YES**

Interpret a linear frequency in one variable with respect to context that represents a context. Select the equation of a line of best fit and interpret the slope and intercept of the line in the context of the situation (when a linear model is appropriate)

Interpret sample statistics understanding and using margin of error

Solve and interpret a quadratic function or equation that represents a context and requires multiple steps

Calculate and interpret frequency distributions using tables and other representational methods

26.5  
8 to 38

Determine how a graph may be affected by a change to its equation


Determine the value of a constant or coefficient for an equation with no solution or infinitely many solutions

Using a specified model, make a prediction and compare the predicted values with the actual values in the data set


Within a context, compare the center of two separate data sets with different spreads

Determine whether two events are independent given their probabilities


**Get more next steps online**  
[studentscores.collegeboard.org](http://studentscores.collegeboard.org)



**SAT Practice**  
 Connect to Khan Academy for FREE, world-class SAT practice on [satpractice.org](http://satpractice.org).



**AP® and Course Work**  
 See which AP courses may be good matches for you.



**Register for the SAT**  
 Select an SAT test date and register for it now.

Ima B. Student 2016, Grade 11th Grade



# What Are My Areas of Strength? What Skills Do I Need to Build?

## Your Scores: Next Steps

National Merit Scholarship Corporation

National Merit Scholarship Corporation (NMSC) conducts the National Merit® Scholarship Program, an academic competition for recognition and college scholarships. To designate students who qualify for recognition in its 2018 competition, NMSC will consider the 2018 PSAT/NMSQT® Selection Index scores of some 1.5 million test-takers (usually high school juniors) who meet program entry requirements. For more information, please visit [www.nmsc.org](http://www.nmsc.org).

If any of your responses to NMSC's "Entry Requirements" questions (see right-hand column) are inaccurate or there has been a change in plans that may affect program entry, write immediately to:

**Your NMSC Selection Index**

# 139

NMSC uses a Selection Index based on PSAT/NMSQT scores as an initial screen of students who enter its scholarship programs. To calculate your Selection Index, double the sum of your Reading, Writing and Language, and Math Test scores.

**Eligibility Information**

If your Selection Index places you among the 50,000 high scorers who qualify for National Merit Scholarship Program recognition, you will be notified next September.

**Entry Requirements**  
(Information you provided on your answer sheet)

High school student: **YES**

Year to complete high school and enroll full-time in college: **2018**

Years to be spent in grades 9–12: **4**

U.S. Citizenship: **YES**

---

Your Scores: Next Steps

Additional skills and improvement suggestions can be found in your online score report.

Your score indicates that you are already likely able to:

- Revise text as needed to improve the exactness or content appropriateness of word choices within somewhat challenging texts
- Retain or add information or ideas to a piece of a text to support claims or points in somewhat challenging text
- Revise somewhat challenging text to ensure that information is presented in the most logical order

Reading Test

23

8 to 38

Improve your skills by focusing on the following suggestions:

- Retain or add information or ideas to a piece of text to support claims or points in challenging text
- Use a variety of sentence structures to accomplish a rhetorical purpose such as persuading an audience
- Revise text as needed to improve the exactness or content appropriateness of word choices within challenging texts

---

Writing and Language Test

- Draw reasonable conclusions from somewhat challenging texts
- Describe the overall structure of a somewhat challenging text
- Identify claims and counterclaims explicitly stated in a somewhat challenging passage

20

20

8 to 38

- Draw reasonable inferences and logical conclusions from challenging texts
- Analyze information presented quantitatively in such forms as graphs, tables, and charts and relate that information to information presented in somewhat challenging text
- Determine how the selection of specific words shapes meaning and tone in a challenging passage

---

Math Test

- Interpret a linear inequality in one variable with rational coefficients that represents a context. Select the equation of a line of best fit and interpret the slope and intercept of the line in the context of the situation (when a linear model is appropriate)
- Interpret sample statistics understanding and using margin of error
- Solve and interpret a quadratic function or equation that represents a context and requires multiple steps
- Calculate and interpret frequency distributions using tables and other representational methods

26.5

26.5

8 to 38

- Determine how a graph may be affected by a change to its equation
- Determine the value of a constant or coefficient for an equation with no solution or infinitely many solutions
- Using a specified model, make a prediction and compare the predicted values with the actual values in the data set
- Within a context, compare the center of two separate data sets with different spreads
- Determine whether two events are independent given their probabilities

**Steps**  
in your online score report.

Improve your skills by focusing on the following suggestions:

- Retain or add information or ideas to a piece of text to support claims or points in challenging text
- Use a variety of sentence structures to accomplish a rhetorical purpose such as persuading an audience
- Revise text as needed to improve the exactness or content appropriateness of word choices within challenging texts

**ST**

- Draw reasonable inferences and logical conclusions from challenging texts
- Analyze information presented quantitatively in such forms as graphs, tables, and charts and relate that information to information presented in somewhat challenging text
- Determine how the selection of specific words shapes meaning and tone in a challenging passage
- Determine how a graph may be affected by a change to its equation
- Determine the value of a constant or coefficient for an equation with solution or infinitely many solutions
- Using a specified model, make a prediction and compare the predicted values with the actual values in the data set
- Within a context, compare the center of two separate data sets with different spreads
- Determine whether two events are independent given their probabilities

**Online**

Work may be **Register for the SAT**  
Select an SAT test date and register for it now.

**Ima B. Student** 2018, Grade 11th Grade

---

# What Are My Next Steps?

- **Continue to take challenging courses in high school**
- **Link scores with Khan Academy<sup>®</sup>**
- **Set up a practice plan and stick to it**
- **Register for the SAT<sup>®</sup>**
- **Utilize other resources to research and prepare for college**

# Official SAT<sup>®</sup> Practice with Khan Academy<sup>®</sup> — It's FREE!

- Go to [satoractice.org](https://satoractice.org) and create a free account.
- Get personalized recommendations. Link your Khan Academy account to your College Board account to import past SAT Suite results, or take diagnostic quizzes to get personalized recommendations.
- Create a study plan. Select a test date and set up a practice schedule.



# How Can I Practice with Khan Academy®?

[Watch a video introducing Official SAT Practice on Khan Academy](#)



- Thousands of practice questions and videos covering every SAT® concept
- Six official, full-length SAT practice tests with more to come
- Personalized recommendations based on each student's strengths and weaknesses
- Tailored practice schedule mapping out each student's path to test day
- SAT tips and strategies, sharing information about each part of the test

# What Steps Will I Follow to Link My College Board Account to Khan Academy®?



## Step 1

Log in or create a Khan Academy account.

## Step 2

When prompted, agree to link your Khan Academy and College Board accounts. You will then be directed to [collegeboard.org](https://collegeboard.org).

## Step 3

Sign in or create a College Board account.

## Step 4

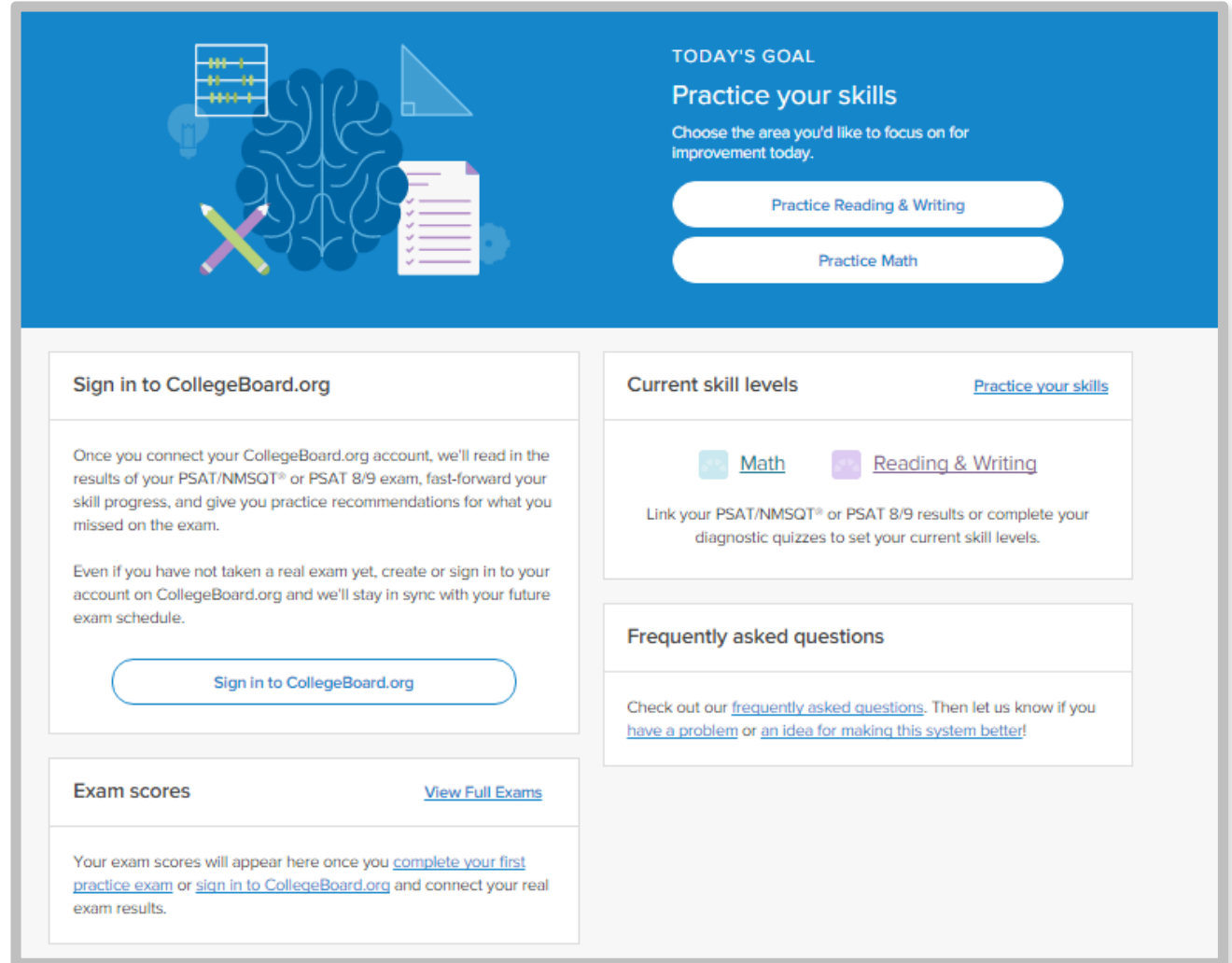
When prompted, hit “Send” to authorize the account linking.

## Step 5

Start practicing on Official SAT® Practice on Khan Academy!

# How Can I Link My College Board and Khan Academy® Accounts?

- After successfully logging in to your College Board account, you will be asked to authorize the account linking.
- After clicking “Send,” you will be redirected to SAT® Practice on the Khan Academy site.
- You can remove the link at any time by clicking on “Revoke,” which is found in your College Board account settings.



The screenshot displays the Khan Academy SAT Practice interface. At the top, there is a blue header with the text "TODAY'S GOAL Practice your skills" and a sub-header "Choose the area you'd like to focus on for improvement today." Below this are two white buttons: "Practice Reading & Writing" and "Practice Math". The main content area is divided into three sections: "Sign in to CollegeBoard.org", "Current skill levels", and "Exam scores".

**Sign in to CollegeBoard.org**

Once you connect your CollegeBoard.org account, we'll read in the results of your PSAT/NMSQT® or PSAT 8/9 exam, fast-forward your skill progress, and give you practice recommendations for what you missed on the exam.

Even if you have not taken a real exam yet, create or sign in to your account on CollegeBoard.org and we'll stay in sync with your future exam schedule.

[Sign in to CollegeBoard.org](#)

**Current skill levels** [Practice your skills](#)

[Math](#) [Reading & Writing](#)

Link your PSAT/NMSQT® or PSAT 8/9 results or complete your diagnostic quizzes to set your current skill levels.

**Frequently asked questions**

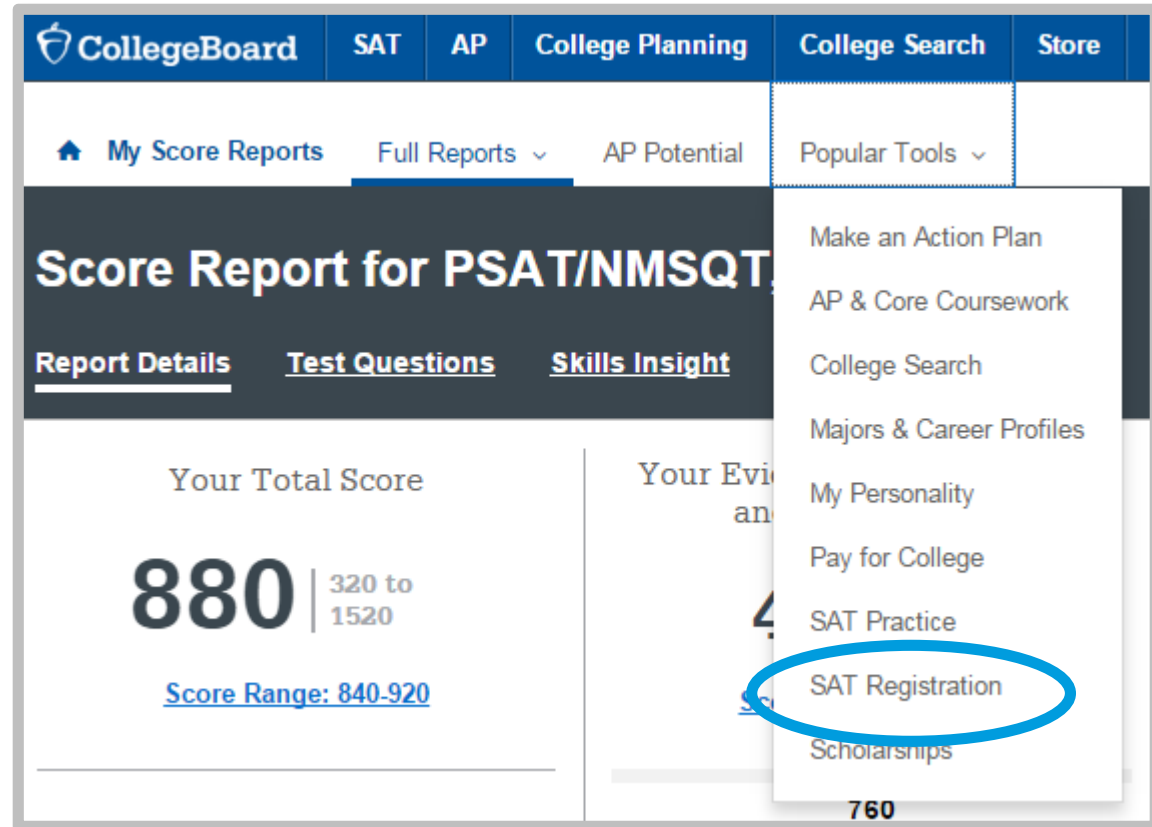
Check out our [frequently asked questions](#). Then let us know if you [have a problem](#) or [an idea for making this system better!](#)

**Exam scores** [View Full Exams](#)

Your exam scores will appear here once you [complete your first practice exam](#) or [sign in to CollegeBoard.org](#) and connect your real exam results.

# How Do I Register for the SAT®?

- SAT Registration link from Popular Tools menu
- [sat.org/register](https://sat.org/register)



The screenshot displays the CollegeBoard website interface. At the top, there is a navigation bar with links for CollegeBoard, SAT, AP, College Planning, College Search, and Store. Below this, a secondary navigation bar includes 'My Score Reports', 'Full Reports', 'AP Potential', and 'Popular Tools'. The main content area features a 'Score Report for PSAT/NMSQT' with tabs for 'Report Details', 'Test Questions', and 'Skills Insight'. The 'Report Details' tab is active, showing a total score of 880, with a score range of 840-920. A dropdown menu is open from the 'Popular Tools' link, listing various resources such as 'Make an Action Plan', 'AP & Core Coursework', 'College Search', 'Majors & Career Profiles', 'My Personality', 'Pay for College', 'SAT Practice', 'SAT Registration', and 'Scholarships'. The 'SAT Registration' option is circled in blue.

# What Additional Resources Will Help Me Prepare for My Future?

- BigFuture™
  - College Action Plan
  - College Search
  - Scholarships
  - Financial Aid
- Roadmap to Careers
- Student Search Service®

The screenshot shows a user's dashboard with the following elements:

- Navigation:** Dashboard, My Score Reports (selected), AP Potential, Popular Tools (dropdown).
- Report Details:** Test Questions, Skills Insight.
- Score Summary:** Your Total Score: **880** (range 320 to 1520). Score Range: [840-920](#).
- Key Message:** "Keep in mind, the PSAT/NMSQT and SAT are on the same scale."
- Score Breakdown:** Your score shows you how you would have scored that day on the SAT. How well you do depends on what you do next! PSAT/NMSQT score: **160** (11th Grade).
- Tools Menu:** Make an Action Plan, College Search, Search College Majors, Roadmap to Careers, Pay for College, Scholarship Search, AP & Core Coursework, SAT Practice, SAT Registration, Send SAT Scores.
- Notification:** "You are on track for college re..." Stay on track and continue your prog... share your scores on [Khan Academ](#)... free, personalized practice recomme...



# BigFuture™ — Search Colleges, Scholarships, and Careers

- Search for colleges.
- Watch videos from real students.
- Hear from education professionals.
- Learn about different colleges.
- Get help paying for college.
- Build a personalized plan for getting into college.

The screenshot shows the BigFuture website interface. At the top, there's a navigation bar with links for College Planning, YouCanGo!, SAT, AP, PSAT/NMSQT, CLEP, For Educators, and More. The main header features the BigFuture logo and a search bar with the text "Find Colleges, Advice and More". Below the header, there's a navigation menu with options like "Get Started", "Find Colleges", "Explore Careers", "Pay for College", "Get In", and "Make a Plan". The main content area features a large image of a smiling young woman, Nydia, with a "Meet Nydia" label. To her right, there are two circular callouts: a green one with the text "I was homesick at first, but now I love my college." and a pink one with "Not sure where to start? Go". Below these, there's a "Watch" button and a "Search for colleges that fit you." button. At the bottom, there are three main sections: "find colleges" with a search bar and "Go" button; "pay for college" with a progress bar showing "\$1 billion" and a "Get the Facts" button; and "make a plan" with a "Get a free step-by-step college plan" button and a "What grade are you in?" section with radio buttons for 8th or lower, 9th, 10th, 11th, 12th, and H.S. grad.

# Road Map to Careers

**Roadtrip Nation and College Board are partnering to help students connect with careers.**

- Choose your core interests.
- Watch videos of leaders who share your interests.
- Learn about majors and careers that align to your interests.
- See examples of leaders who followed a similar path.

The screenshot shows the landing page for 'Roadmap to Careers'. At the top left is the 'ROADTRIP NATION' logo, which includes a stylized green truck icon. At the top right is a 'Sign In' link. Below the navigation bar, the text 'Roadmap to Careers' is on the left and 'Powered by CollegeBoard' is on the right. The main visual is a large, golden-hued photograph of a road stretching into the distance under a bright sun. Overlaid on this image is the title 'ROADMAP TO CAREERS' in large, bold, white capital letters. Below the title is a white rectangular button with the text 'Start Exploring'. At the bottom of the image, the tagline 'Start with your interests—your future will follow' is written in white text.

---

# Student Search Service<sup>®</sup>

**Connects students with information about educational and financial aid opportunities.**

- 
- Participate voluntarily.
  - Connect with more than 1,200 colleges, universities, scholarship programs, and educational organizations.
  - Sign up when you take an assessment in the SAT<sup>®</sup> Suite:
    1. Choose to participate in Student Search Service when registering for a College Board test (fill in the circle on the answer sheet).
    2. Provide information about yourself on your answer sheet.
    3. Participating organizations can then search for groups of students who may be a good fit.
    4. FYI: The College Board never shares information on disabilities, parental education, self-reported parental income, Social Security numbers, phone numbers, or actual test scores through Student Search Service.

---

# Thank You.

PSAT/NMSQT®

CollegeBoard / NATIONAL MERIT  
SCHOLARSHIP CORPORATION